Self-priming pumps

Model	Dimensions L x W x H	Max. output	Running power consumption	Connec-tion in, out	Weight	Order number 115 V**	Order number 230 V	Order number 400 V
Self-priming bronze pumps 50/60 Hz								
WB500G	254 x 120 x 185 mm 10,0 x 4,7 x 7,3 inch	18 (l / min) 4.7 (gpm)	250 W 1.2 amps (230 V)	G 1/2" F G 1/2" F	6.2 kg	WBCL001306A	WBCL001305A	–
WB1000G	260 x 120 x 143 mm 10.3 x 4.8 x 5.7 inch	60 (l / min) 15.8 (gpm)	370 W 1.7 amps (230 V)	G 3 / 4" F G 3 / 4" F	6.5 kg 14.4 lbs	WBCL001307A	WBCL001092A	–
WB3800G	410 x 215 x 230 mm 16.1 x 8.5 x 9.1 inch	120 (l / min)	1200 W 5.8 amps (230 V)	G 1 1/4" F	21 kg	–	WBCL001094A	–
Self-priming pumps 50 Hz								
WB8000*	592 x 215 x 302 mm 23.4 x 8.5 x 11.9 inch	500 (l / min) 132 (gpm)	1,600 W 2.9 amps (400 V)	G 2" F G 2" F	19 kg 41.9 lbs	–	–	WBCL001164A
WB10500*	592 x 215 x 302 mm 23.4 x 8.5 x 11.9 inch	667 (l / min) 176 (gpm)	3,000 W 5.3 amps (400 V)	G 2" F G 2" F	21 kg 46.3 lbs	–	–	WBCL001165A

• Contains straight hose nipple 5 / 8", 16 mm and 90° adaptor for hose nipple.
* Can only be used for sea water cooling, not for chilled water circulation.
** All 115 V pumps 60 Hz only.

For a stable operation of A/C systems it is essential to have a robust sea water flow in order to cool the condenser and avoid high pressure cut outs of the A/C unit. The sea water pump has to provide this water flow through the A/C unit.

As soon as a significant amount of air is being sucked into the sea water circuit most standard circulation pumps do not have the technical capability to evacuate these air bubbles once they enter into the pump chamber. As a result, the sea water flow stops and the A/C system will shut off. Easy priming pumps do have this capability to evacuate these air bubbles from the pump chamber thus ensuring a continuous A/C operation. Therefore they are the best choice for all those boats and applications where there is a certain risk that air bubbles might enter via the through hull fitting.

Please note that even though the sea water intake fitting is mounted below the sea water line it may happen during heeling, high boat speed or during reversing the boat that air is being sucked into the sea water intake. For such applications it is highly recommended to use self-priming sea water pumps instead of standard circulation pumps. The pump models WB500G, WB1000G and WB3800G have to be pre-filled before the first start-up and after long downtimes.

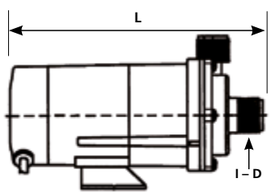

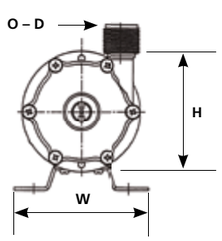



Model WB200



Model WB500G / 1000G / 2800G



Model WB8000 / 10500

Pumps

Model	Dimensions L x W x H	Max. output*	Running power consumption	Connection in, out	Weight	Order number 115 V**	Order number 230 V	Order number 400 V
Magnetic drive pumps 50/60 Hz								
WB250	180 x 95 x 109 mm 7.1 x 3.7 x 4.3 inch	16 (l / min) 4.2 (gpm)	26 W, 0.36 amps (115 V) 0.18 Amps (230 V)	Ø 14 mm G 3 / 4" M	1.6 kg 3.3 lbs	WBCL001301	WBCL001104A 3398783A+	–
WB350	209 x 106 x 105 mm 8.2 x 4.2 x 4.2 inch	27 (l / min) 7.1 (gpm)	40 W, 0.48 Amps (115 V) 0.24 Amps (230 V)	Ø 18 mm G 3 / 4" M	2 kg 4.4 lbs	WBCL001302A	WBCL001105A 3398784A+	–
WB500	248 x 120 x 130 mm 9.8 x 4.8 x 5.2 inch	32 (l / min) 8.4 (gpm)	60 W 0.4 Amps (230 V)	G 3 / 4" M G 3 / 4" M	3.5 kg 7.8 lbs	2510180A	WBCL001101A	–
WB1000	250 x 120 x 130 mm 9.9 x 4.8 x 5.2 inch	45 (l / min) 11.8 (gpm)	90 W, 1 Amps (115 V) 0.52 Amps (230 V)	G 3 / 4" M G 3 / 4" M	3.9 kg 8.6 lbs	WBCL001303A	WBCL001106A	–
WB1500	258 x 130 x 155 mm 10.2 x 5.2 x 6.1 inch	86 (l / min) 22.7 (gpm)	235 W 1.21 Amps (230 V)	G1" M G1" M	6 kg 13.2 lbs	WBCL001304	WBCL001107A	–
WB2000	322 x 156 x 175 mm 12.7 x 6.2 x 6.9 inch	115 (l / min) 30.3 (gpm)	345 W 1.93 Amps (230 V)	G 1" M G 1" M	8,5 kg 18.8 lbs	–	WBCL001108A	–
Magnetic drive pumps 50/60 Hz								
WB3500	423.5 x 149 x 210 mm 16.7 x 5.9 x 8.3 inch	280 (l / min) 74 (gpm)	370 W, 2.4 Amps (230 V) 1.1 Amps (400 V)	G 1 1/2" M 1 1/2" M	14 kg 30,9 lbs	–	WBCL001109A	WBCL001111A
WB5500	473 x 160 x 249 mm 18.9 x 6.3 x 9.8 inch	320 (l / min) 84.6 (gpm)	750 W, 3.3 Amps (230 V) 1.8 Amps (400 V)	G 1 1/2" M 1 1/2" M	22 kg 48.5 lbs	–	WBCL001110A	WBCL001112A
WB7400	478.5 x 260 x 274 mm 20.1 x 10.3 x 10.8 inch	450 (l / min) 118.8 (gpm)	1,500 W, 7.1 Amps (230 V) 3.1 Amps (400 V)	G 2" M G 1 1/2" M	25 kg 55.2 lbs	–	–	WBCL001138
WB9800	478.5 x 260 x 274 mm 22.1 x 10.3 x 10.8 inch	520 (l / min) 137.4 (gpm)	2,200 W 4.5 Amps (400 V)	G 2" M G 1 1/2" M	32 kg 70.5 lbs	–	–	WBCL001139A
Bronze pumps 50/60 Hz								
WB2500G	305 x 170 x 195 mm 12 x 6.7 x 7.7 inch	80 (l / min) 21.1 (gpm)	550 W 2.5 Amps (230 V)	G 1" F G 1" F	13 kg 28.6 lbs	–	2510271A	–
WB3000G	303 x 174 x 181 mm 11.9 x 6.9 x 7.2 inch	125 (l / min) 33 (gpm)	1,100 W, 4.9 Amps (230 V) 2.8 Amps (400 V)	G 1" F G 1" F	10 kg 22.1 lbs	–	WBCL001171A	WBCL001172A
WB5500G	327 x 157 x 210 mm 12.9 x 6.2 x 8.3 inch	275 (l / min) 72.6 (gpm)	1,500 W, 6.7 Amps (230 V) 4.5 Amps (400 V)	G 1 1/2" F G 1 1/2" F	19 kg 41.9 lbs	–	2510272A	2510273A
WB 7800	479 x 240 x 292	480 (l / min)	11.5 amps (230 V) 6.6 amps (400 V)	DN 50, DN 32	36.5		–	2510859A
WB12800	479 x 240 x 292	800 (l / min)	9.6 amps (400 V)	DN 65, DN 40	53.4	––	–	2510861A
Cast iron pumps 50/60 Hz* **								
WB12600	475 x 240 x 292	550 (l / min)	9.6 Amps (400 V)	DN 65, DN 40	48.2	–	–	2510860A
WB21600	528 x 265 x 340	1350 (l / min)	14.3 Amps (400 V)	DN 65, DN 50	68	–	–	2510863A
WB20800	528 x 272 x 340	1350 (l / min)	7.5 kW (400 V)	DN 65, DN 50	70	–	–	2510862A

* Effective water output varies with back pressure. Please respect the pump curves on the next pages in order to ensure the minimum water flows required for your applications.
Note: F = Female thread in inch M = Male thread in inch
** All 115 V pumps 60 Hz only.
*** Suitable for chilled water circuit only.
+ Threaded hose connector.



WB250 to WB1000



WB1500 to WB2000



WB3500 to WB9800



WB2500G to WB5500G

Pumps

50 Hz water pump curves

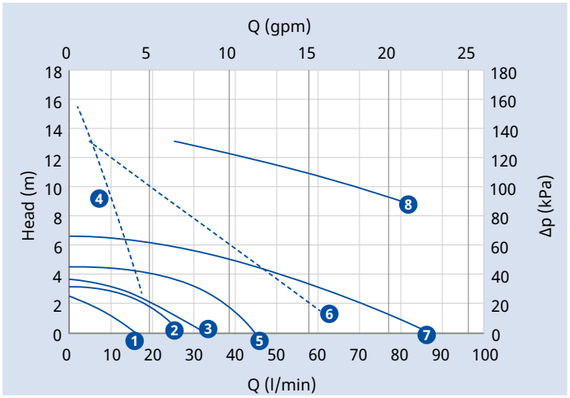

Centrifugal ----- Self-priming

Graphic 1	50 Hz up to 100 l / min
1	WB250
2	WB350
3	WB500
4	WB500G
5	WB1000
6	WB1000G
7	WB1500
8	WB2500G

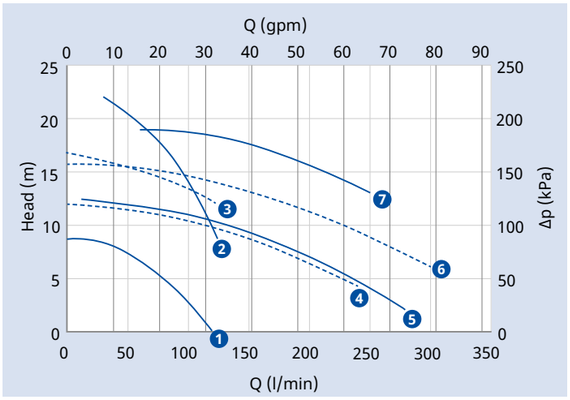

Centrifugal ----- Self-priming

Graphic 2	50 Hz up to 300 l / min
1	WB2000
2	WB3000G
3	WB3800G
4	WB4000
5	WB3500
6	WB5600
7	WB5500G

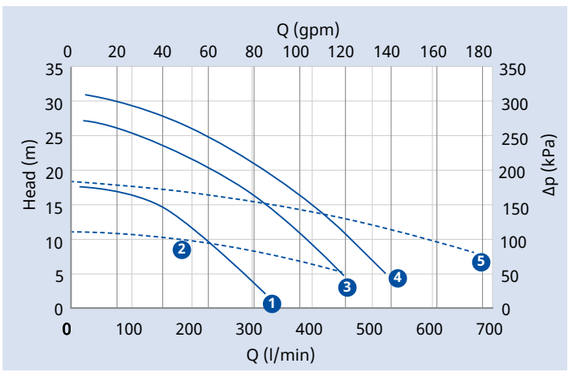

Centrifugal ----- Self-priming

Graphic 3	50 Hz up to 700 l / min
1	WB5500
2	WB8000
3	WB7400
4	WB9800
5	WB10500

Pumps

60 Hz water pump curves

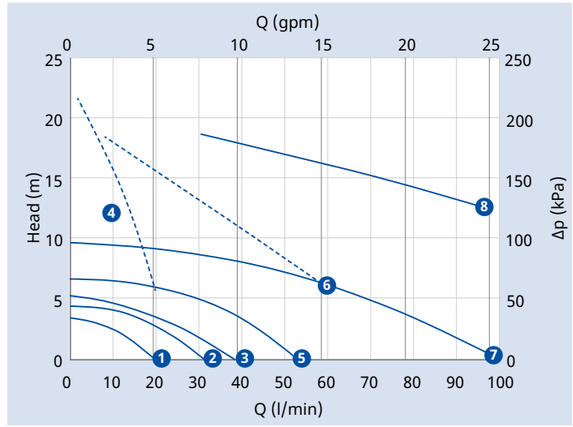

Centrifugal ----- Self-priming

Graphic 4	60 Hz up to 100 l / min
1	WB250
2	WB350
3	WB500
4	WB500G
5	WB1000
6	WB1000G
7	WB1500
8	WB2500G

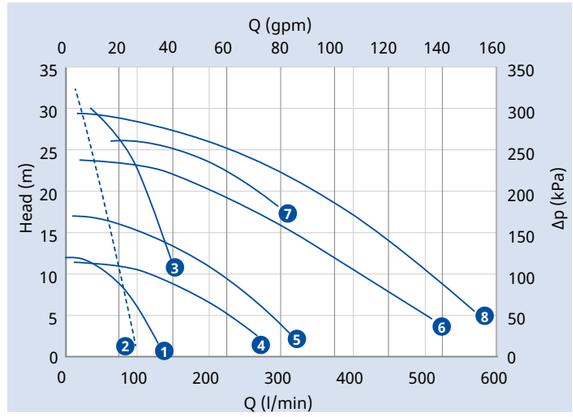

Centrifugal ----- Self-priming

Graphic 5	60 Hz up to 700 l / min
1	WB2000
2	WB2800G
3	WB3000G
4	WB3500
5	WB5500
6	WB7400
7	WB5500G
8	WB9800

- The Head (m) stated in the pump curves (Graphic 1 – 5) represents the equivalent pressure drop between inlet and outlet of the pump. This pressure drop equals the total back pressure of the sea water system from sea water entry to overboard discharge. Please do not confuse it with the position of the pump position below the water line.
- Depending on pressure drop the effective water flow through the pump and thus the sea water system varies significantly.
- Always ensure that the minimum sea water flow through the A/C unit is respected. It should be measured during each commissioning of the sytem.
- Operating the pumps outside the limits of the pump curves may result in motor overload or cavitation. These cases are excluded from Webasto warranty.